

# Invest in Turkey - Company Profile

**Oil &  
Petrochemicals**

**Construction**

**Real Estate**

**Service  
Providing**

25 Years of Experience with Professional, Young and Motivated Team

Strong Financial Background

Main activities in Turkey and have strong sales channels in Europe, North Africa and Central Asia

# General Information about Turkish Plastic Industry

- Plastic industry, which started in 1960's is one of the most important sector of Turkish economy
- Over 12.000 companies are serving in Turkish plastic industry with over 400.000 employees
- Annual production is around 10 million tons with close to 40 Billion USD turnover
- Direct export business is around 5 Billion USD
- Yearly growth rate of TR plastic industry is around %10 for the last 10 years

# General Information about Turkish Plastic Industry

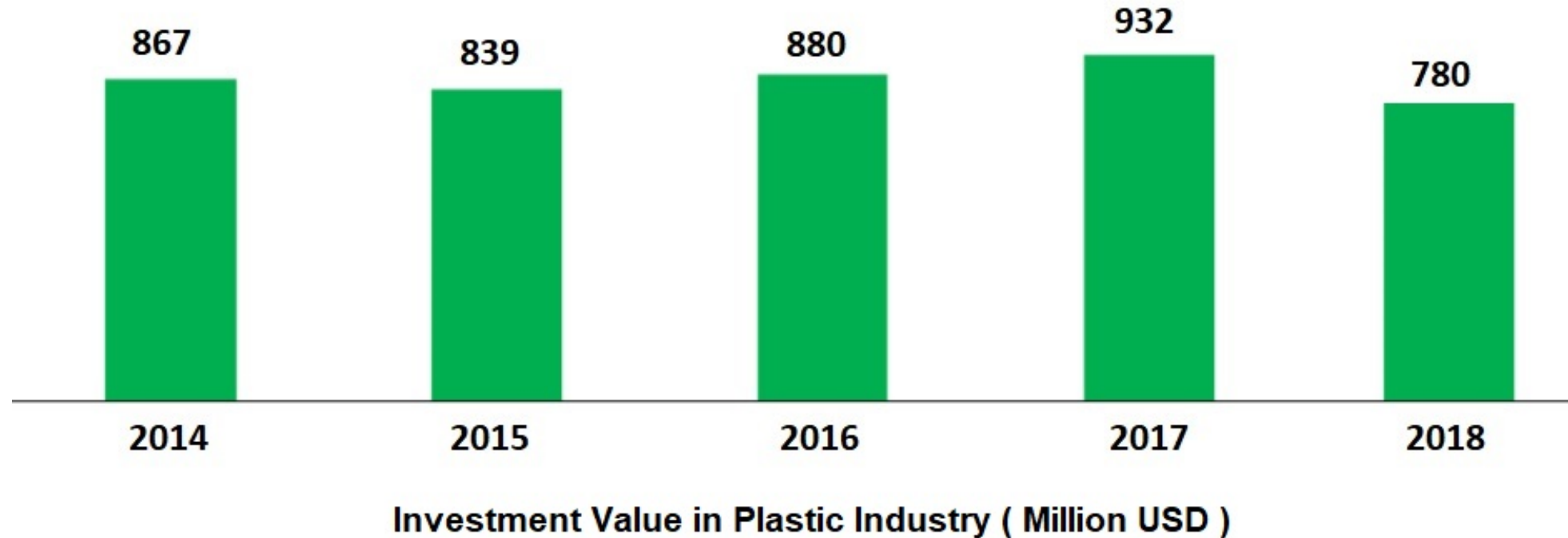
- With its huge production capacity, Turkey is the second biggest producer of plastics in Europe after Germany and 6<sup>th</sup> biggest of the world
- The main sub-sectors which plastic industry serves are packaging, construction, white goods and house equipments, agriculture, textile and automotive
- Despite all the negative economic indications, Turkish plastic industry invested over 700 million usd in machinery and equipments in 2018

# Figures

Country	Annual Production ( mt)
China	85.000.000
USA	49.000.000
Germany	18.000.000
India	15.000.000
Thailand	10.500.000
<b>Turkey</b>	<b>10.000.000</b>
Italy	8.500.000
Brasil	8.400.000
France	8.000.000
Russia	7.500.000

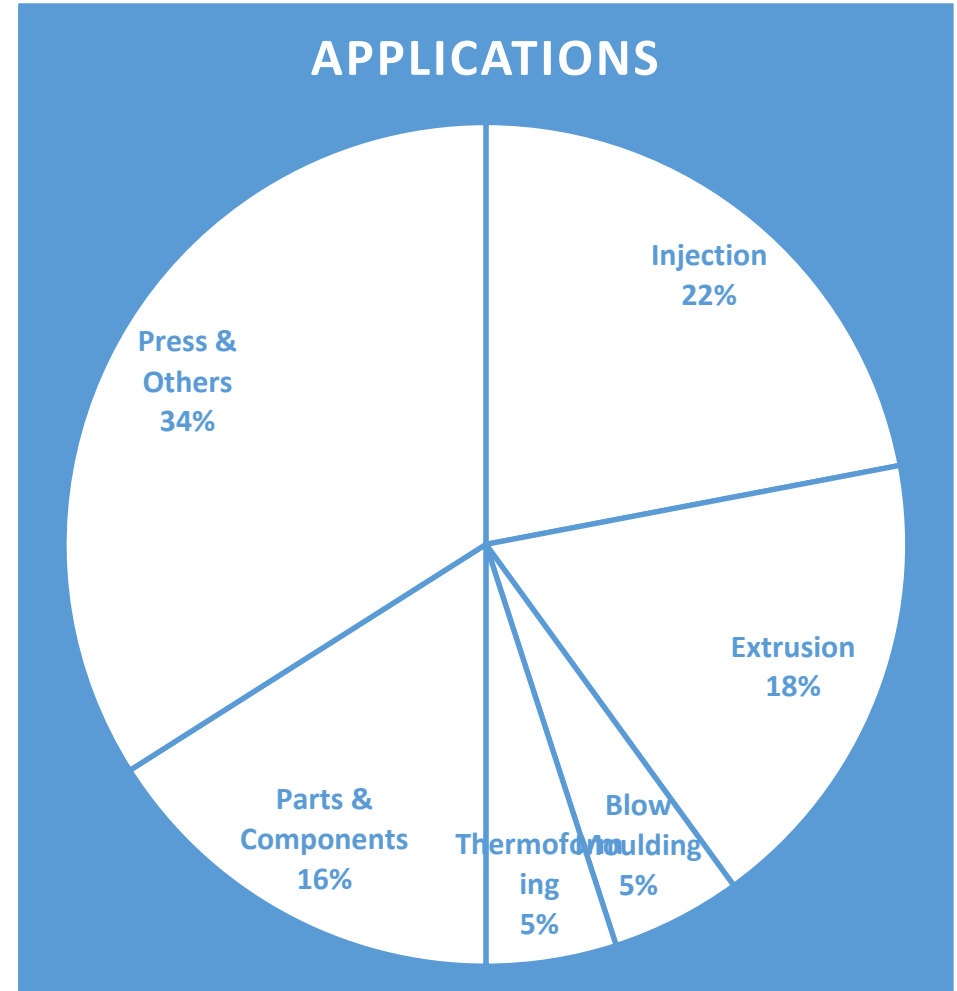
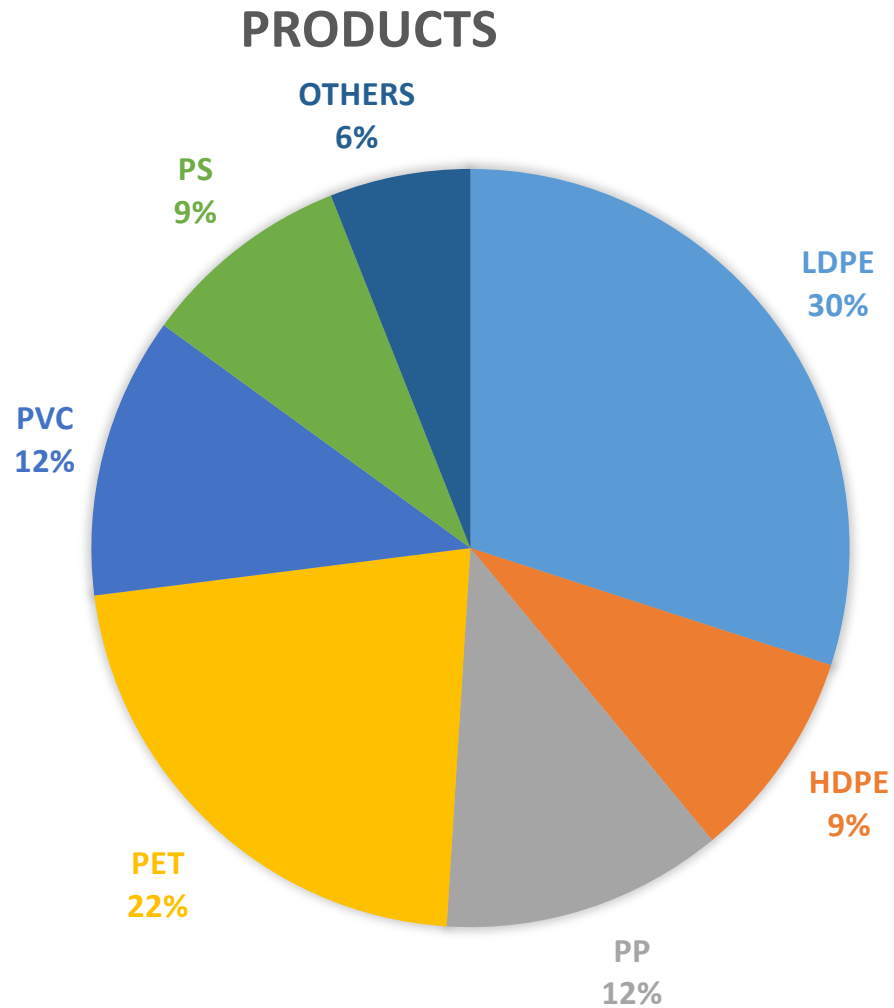
Industry	Share in Total Production
<b>Packaging</b>	<b>40%</b>
<b>Construction</b>	<b>22%</b>
<b>White goods and House Equipments</b>	<b>10%</b>
<b>Automotive</b>	<b>8%</b>
<b>Agriculture</b>	<b>6%</b>
<b>Textile</b>	<b>4%</b>
<b>Others</b>	<b>10%</b>

# Figures



- Close to 4.3 Billion USD value of machinery and equipment investments in the last 5 years

# Figures



# Figures

Country	Tonnage
KSA	1,200 ktons
S. Korea	1,000 ktons
Germany	1,000 ktons
Belgium	675 ktons
Italy	490 ktons
France	480 ktons
Holland	400 ktons
Spain	450 ktons
Iran	420 ktons
Egypt	370 ktons

- Local plastic raw material production is < 20 % of the total consumption
- Biggest volume belongs to KSA with 1.2 million tons

# EVA, PBT, XLPE Market Figures

PBT			EVA			XLPE		
Year	Quantity	Import from KSA	Year	Quantity	Import from KSA	Year	Quantity	Import from KSA
2017	83.000 mt	650 mt	2017	53.200 mt	-	2017	12.500 mt	no information available
2018	73.000 mt	236 mt	2018	46.000 mt	1.1174 mt	2018	10.400 mt	no information available
2019 ( 8 Months )	45.000 mt	-	2019 ( 8 Months )	32.000 mt	-	2019 ( 8 Months )	7.450 mt	no information available

- The volumes include compounded PBT and EVA
- Import from KSA is very limited
- Safir Polymer – Sipchem collaboration can easily achieve >4000 mt for the first year



## Petrochemical Distribution of Invest in Turkey Organization

### **SAFIR POLYMER & RUBBER DISTRIBUTION Co.**

- Over 15 years of experience in petrochemical industry
- >35.000 mt annual raw material sales in local Turkish market
- Regular business in Compounding, Cable, Shoe, Artificial Leather, Asphalt, Packaging and Adhesive industries
- Distribution through 4 warehouses located in Istanbul, Gebze, Izmir and Antwerp
- Direct business with worldwide well-known companies like :  
Arkema, Repsol, LG Chem, Lotte Chemicals, Sinopec, LCY, Borealis
- Strong financial background to keep high level of stocks to assist regular customers

